

Technical Rider Shake Shake Shake

Version: 4 October 2019

Producer: De Dansers
Biltstraat 166
3572 BP Utrecht
Phone: +31-307512558
Email: info@dedansers.com
Website: www.dedansers.com

Choreography:	Josephine van Rheenen
Concept:	Guy Corneille and Josephine van Rheenen
Created with and performed by:	Ruben van Asselt, Guy Corneille, Yoko Ono Haveman, Marie Khatib-Shahidi, Wannes De Porre, Hans Vermunt
Scenography:	Kris van Oudenhove, Roos Matla
Dramaturge:	Leo Spreksel, Moniek Merx
Light design	Kris Van Oudenhove
Technique	Chieljan van der Hoek
Production management	Danae Bos
Business organisation	Miriam Gilissen

Contact information

Production:	Danae Bos danae@dedansers.com +31 (0)6 13417052
Technician:	Chieljan van der Hoek vanderhoek.chieljan@gmail.com +31 (0)6 11300755

Times

Duration performance:	+/- 60 minutes
Setting up stage design:	About 1 hour
Preparation time (lights and spacing):	About 4 hours
Sound check:	About 1 hour
De-construction time	About 1 hour

Arrival Technician and production (2):	to be defined +/- 6 hours before show
Arrival Musicians (3):	to be defined +/- 3 hours before show
Arrival Dancers (3):	to be defined +/- 3 hours before show

Staff

Technicians De Dansers:	1
Technicians theatre construction	2
Technicians theatre performance	1

Facilities

Dressing-rooms:	One for 6 performers with warm showers, fruit and water.
Parking:	One parking spot for van (6 meters, 2,65m high) at venue

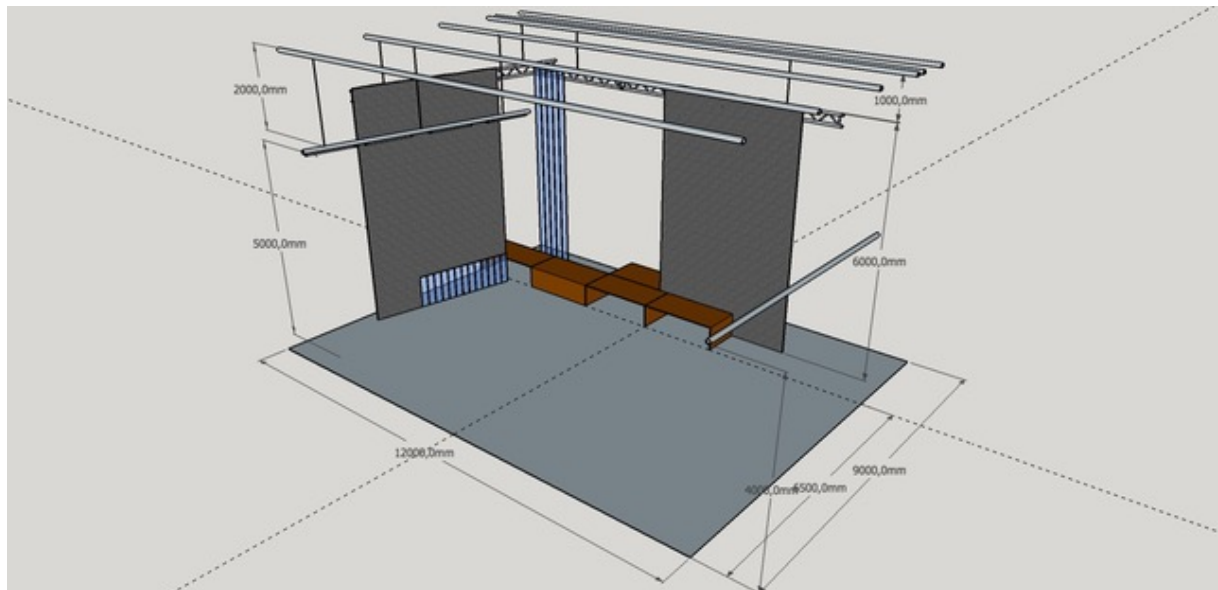
Stage

Floor:	Preferably a springy wooden floor with black dance floor.
Horizon:	Consult together about use of masking – often preferably no masking or horizon.

Size: 12 m deep x 11 m wide x 6 m high

Scenary

See attachements with 3D drawings from different perspectives for a detailed view.



6 portable staging platforms (aluminum and wood)/runway

We have one curtain on truss (we bring our own), one curtain we could tie to (for example) movable truss at theatre.

A scaffolding pole with 4 fluorescent beams (tl-balken) is part of the design.

Full band set-up with drum, keys, guitar and vocals.

No Rigging, Fire or Special Effects.

SMOKE: we use a smoke machine at the start of the performance.

Audience

Max. number of visitors - depending on the viewing lines: 400

Special cases, consult together.

Lights

See light plot – further down in this document.

We would like to use the lights of the theatre – and will bring a laptop for mixing.

We will bring one light ladder/ light stand.

Sound

We would like to use 4 monitors (we can bring three active speakers), 2 di's and PA of the theatre. We will use our own Allen & Heath qu24 sound mixer.

We will bring all instruments (and guitar amp) and most of our microphones with us. If there is a large diaphragm (for example AKG 414) available we would gladly use this.

We use wireless microphones for vocals, guitar and saxophone.

For the audio set-up and mic's see page with patch list.

PRIE/ Performance Risk Assessment

Shake Shake Shake, De Dansers

4 October 2019

Choreography: Josephine van Rheenen | Production management: Danae Bos

STAGE DESIGN

The portable stage platforms are safe to walk over and dance upon. The construction is solid and the objects will not move unintentionally. The platforms that will stay lined up during the performance will be kept together with quick grip clamps for extra stability.

Instruments: there will be (a limited amount of) wires on the floor, but the dancers have a very good awareness of their surrounding and practiced and performed often with instruments (and wires) on stage.

DRAPE

The curtain/ drape that is part of our stage design is treated with fire retardant fluid, plus part of the curtain is made of wool and isn't flammable.

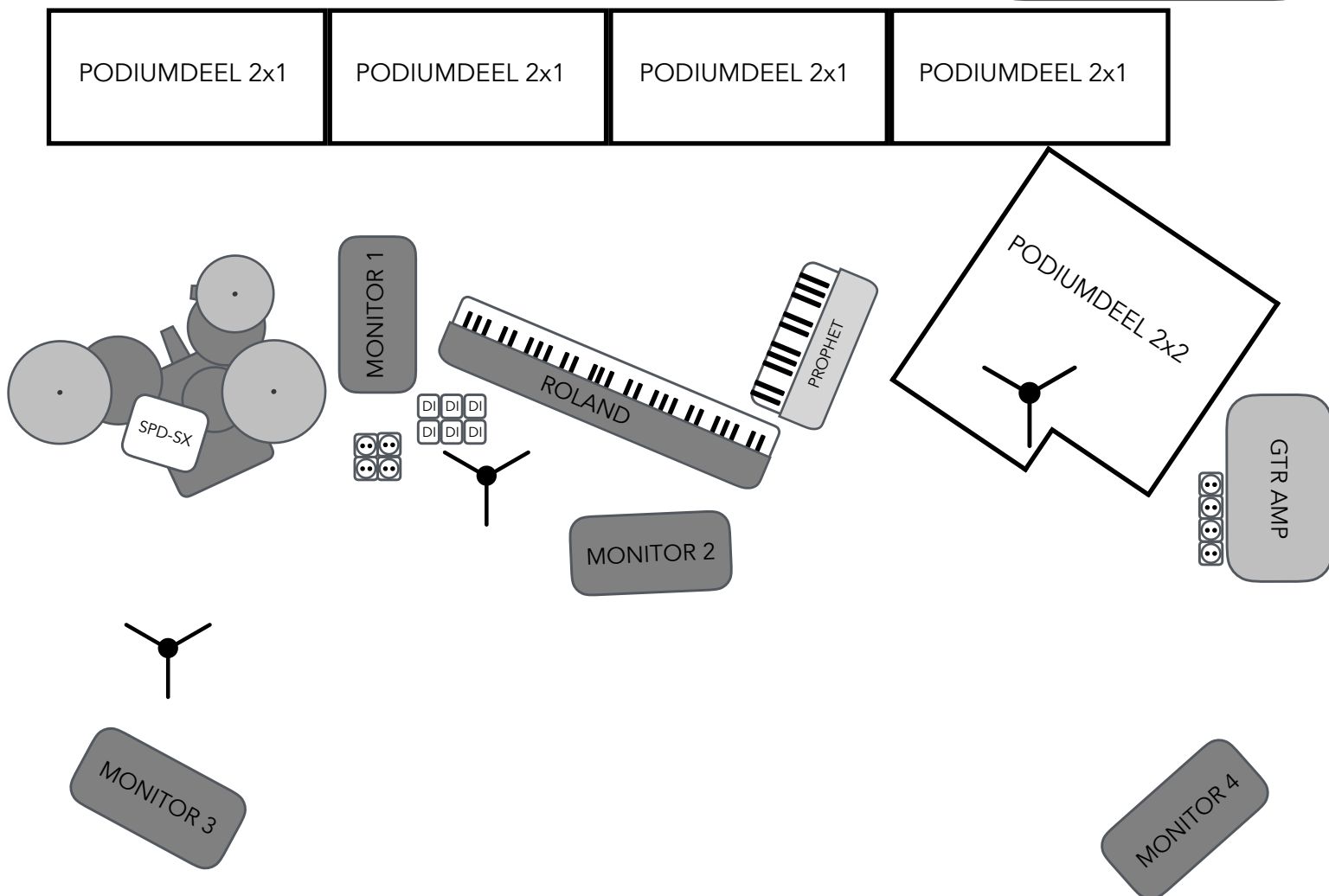
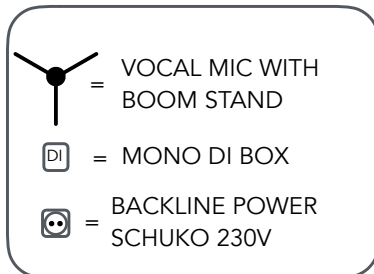
SOUND

There is loud music, but not too loud – because dancing with earplugs is very complicated. The dancers influence the loudness of the music on stage. Our technician keeps the volume at a reasonable level for the audience. For younger audiences we could hand out precautionary earplugs.

SPECIAL EFFECTS

Smoke. At the start of the performance we use a smoke machine to enhance the effect of the lights. The smoke will never reach a level of denseness that impairs the vision of the performers on stage.

No fire, explosives, unexpected loud noises, confetti, laser or strobe lights are used during the performance.



PATCHLIST + MICROPHONES

1	KICK (SHURE B52) (OWN)	13	PROPHET LOW (DI)
2	SNARE TOP (SHURE SM57) (OWN)	14	PROPHET HIGH (DI)
3	SNARE BOTTOM (SHURE E604) (OWN)	15	GTR (SHURE SM57) (OWN)
4	HIHAT (RODE NT5) (OWN)	16	SAXOPHONE (SHURE BLX4) (OWN)
5	RACK TOM (SENNHEISER E604) (OWN)	17	VOCAL 1 (SHURE SM58 WIRELESS 2,4Ghz) (OWN)
6	FLOOR TOM (SENNHEISER E904) (OWN)	18	VOCAL 2 (SHURE SM58 WIRELESS 2,4Ghz) (OWN)
7	OVERHEAD LEFT (NEUMANN KM182)	19	VOCAL 3 ((SHURE SM58 WIRELESS 2,4Ghz) (OWN))
8	OVERHEAD RIGHT (NEUMANN KM182)	20	SPARE MIC STAGE RIGHT WIRED
9	SPD MONO (DI) (OWN)		
10	X		
11	ROLAND LEFT		
12	ROLAND RIGHT		

