

Technical Rider *Shake Shake Shake*

Version: januari 2026

Producer: De Dansers
Biltstraat 166
3572 BP Utrecht
Phone: +31-307512558
Email: info@dedansers.com
Website: www.dedansers.com

Contact information

Production: Vera Menheere
vera@dedansers.com
+31 (0)6 83214966
Technicians: Chieljan van der Hoek
vanderhoek.chieljan@gmail.com
+31 (0)6 11300755
Robin Bremer
robinbremer@outlook.com
+31 (0)6 23182438

Schedule

Duration performance: +/- 60 minutes
Setting up stage design: ± 1 hour
Preparation time (lights and spacing): ± 4 hours
Sound check: ± 1 hour
Strike: ± 1 hour
Arrival technicians(2): 6.5 hours before show (incl. dinner-break)
Arrival musicians (3): ± 3 hours before show
Arrival dancers (3): ± 3 hours before show

Staff

Technicians De Dansers: 2
Technicians theatre construction: 2
Technicians theatre performance: 1

Facilities

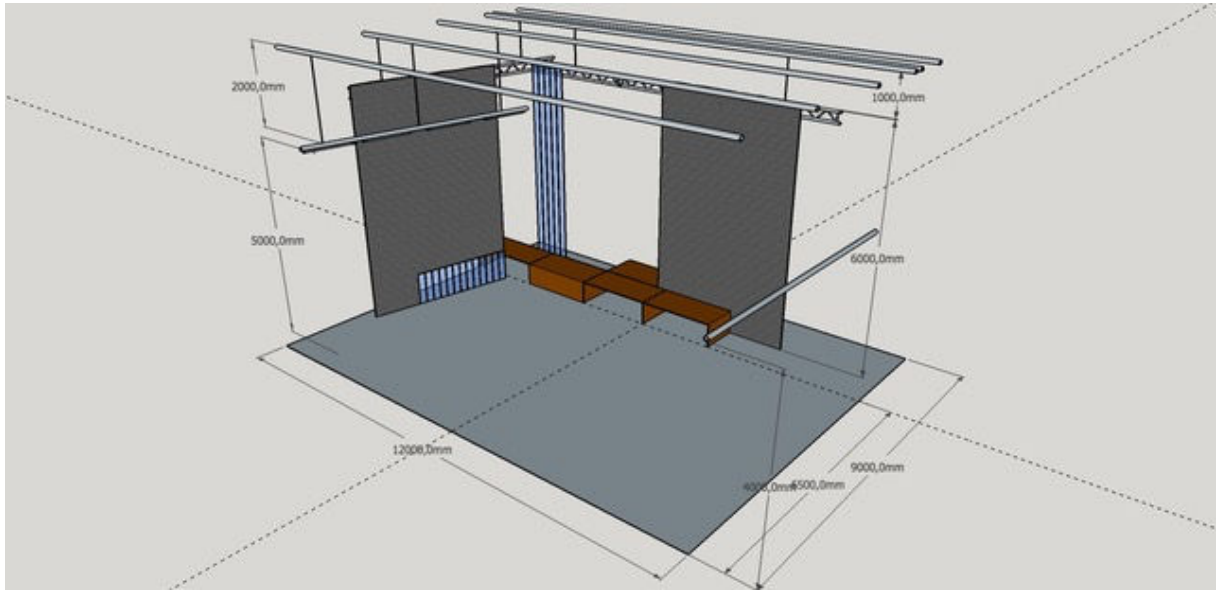
Dressing-rooms: One for 6 performers with warm showers, fruit and water.
Parking: One parking spot for box van (6 meters, 2,75m high) at venue

Stage

Floor: Preferably a springy wooden floor with black dance floor.
Horizon: **Consult together** about use of masking – often preferably no masking or horizon.
Size: ideal size 12 m wide x 10 m deep x 6 m high
if stage is smaller, contact production office.

Transport

1 box truck (length 7 meters and height 3,25 meters). Please provide a parking spot.
1 passenger car



Six portable staging platforms (aluminum and wood)/runway
We have one curtain on truss (we bring our own), one curtain we could tie to (for example) movable truss at theatre.
Full band set-up with drum, keys, guitar and vocals.

SMOKE: we use a hazer at the start of the performance.
RIGGING: curtains and plastic curtains.
No Fire or other Special Effects.

Audience

Max. number of visitors - depending on the viewing lines: 400.
Special cases, please consult production manager

Lights

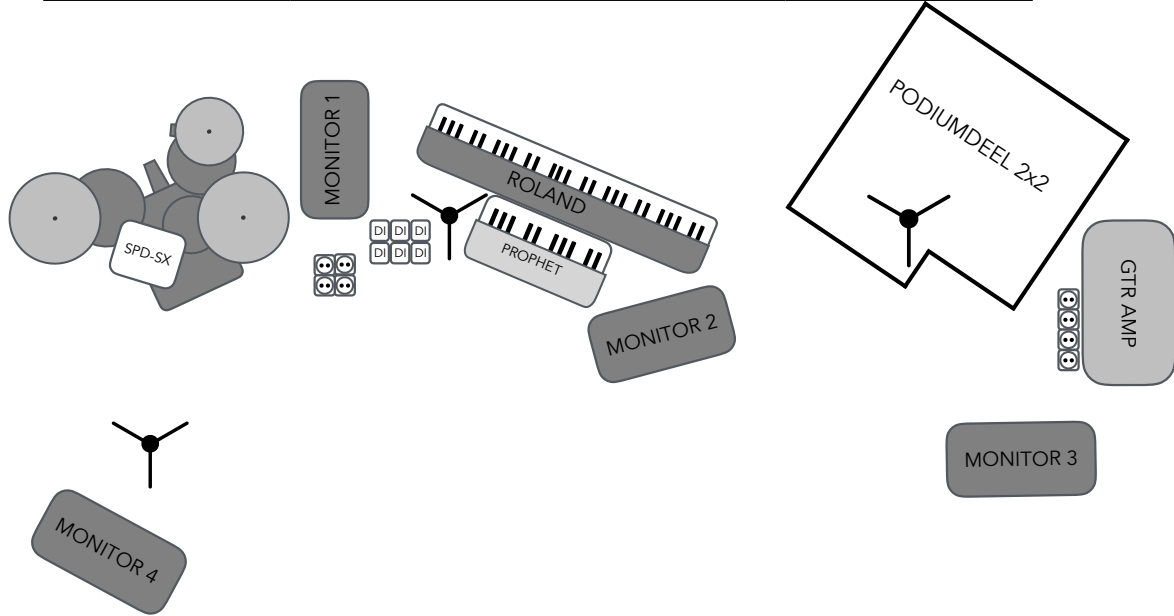
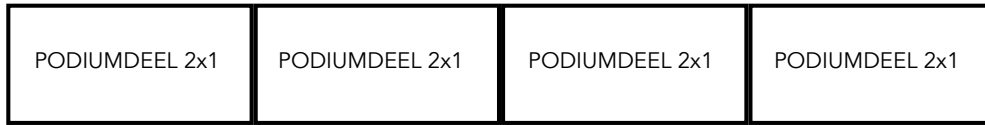
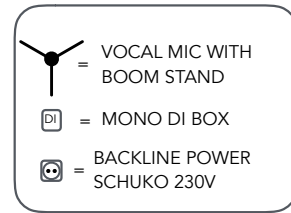
See light plot – further down in this document.

We would like to use the lights of the theatre – and will bring a laptop for mixing.
We will bring one light ladder/ light stand.

Sound

We would like to use 4 monitors from the theatre, one on a stand.
We will use our own SQ5 sound mixer and stage rack.
We will bring all instruments and all of the microphones with us. If there is a large diaphragm (for example AKG 414) available we would gladly use this.
We use wireless microphones for vocals, guitar and saxophone.

For the audio set-up and mic's see page with patch list.



PATCHLIST + MICROPHONES

1	KICK (SHURE B52) (OWN)	12	PROPHET LEFT (DI)
2	SNARE TOP (SHURE SM57) (OWN)	13	PROPHET RIGHT (DI)
3	SNARE BOTTOM (SHURE SM57)	14	GTR (SHURE SM57) (OWN)
4	RACK TOM (SENNHEISER E604) (OWN)	15	SAXOFOON (DPA WIRELESS) (OWN)
5	FLOOR TOM (SENNHEISER E904) (OWN)	16	VOCAL 1 (SHURE SM58 WIRELESS 2,4Ghz) (OWN)
6	HIHAT (NEUMAN KM184)	17	VOCAL 2 (SHURE SM58 WIRELESS 2,4Ghz) (OWN)
7	OVERHEAD LEFT (Rode NT5) (OWN)	18	VOCAL 3 (SHURE SM57BETA) (OWN)
8	OVERHEAD RIGHT (Rode NT5) (OWN)		
9	SPD MONO (DI) (OWN)		
10	ROLAND LEFT		
11	ROLAND RIGHT		

PRIE/ Production Risk Assessment

Shake Shake Shake, De Dansers

STAGE DESIGN

The portable stage platforms are safe to walk over and dance upon. The construction is solid and the objects will not move unintentionally. The platforms that will stay lined up during the performance will be kept together with quick grip clamps for extra stability.

Instruments: there will be (a limited amount of) wires on the floor, but the dancers have a very good awareness of their surrounding and practiced and performed often with instruments (and wires) on stage.

DRAPE

The curtain/ drape that is part of our stage design is treated with fire retardant fluid, plus part of the curtain is made of wool and isn't flammable.

SOUND

There is loud music, but not too loud – because dancing with earplugs is very complicated. The dancers influence the loudness of the music on stage. Our technician keeps the volume at a reasonable level for the audience. For younger audiences we could hand out precautionary earplugs.

SPECIAL EFFECTS

Smoke. At the start of the performance, we use a hazer to enhance the effect of the lights. The smoke will never reach a level of denseness that impairs the vision of the performers on stage.

No fire, explosives, unexpected loud noises, confetti, laser or strobe lights are used during the performance.